

LEAVING ON A JET PLANE

Words and Music by
JOHN DENVER

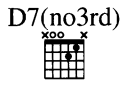
Moderately, in 2

N.C.

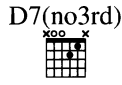


Ah.

mp



Ah.



All my


D G/D D




bags are packed, I'm read - y to go. I'm stand - ing here out -
man - y times I've let you down; so man - y times I've




G D G/B




side your door. I hate to wake you up to say
played a - round. I'll tell you now, they don't mean



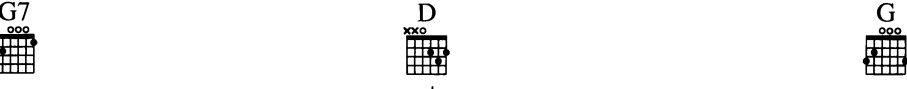
A5 D




good - bye. But the dawn is break - in', it's
a thing. Ev - 'ry place I go, I'll






G7 D G

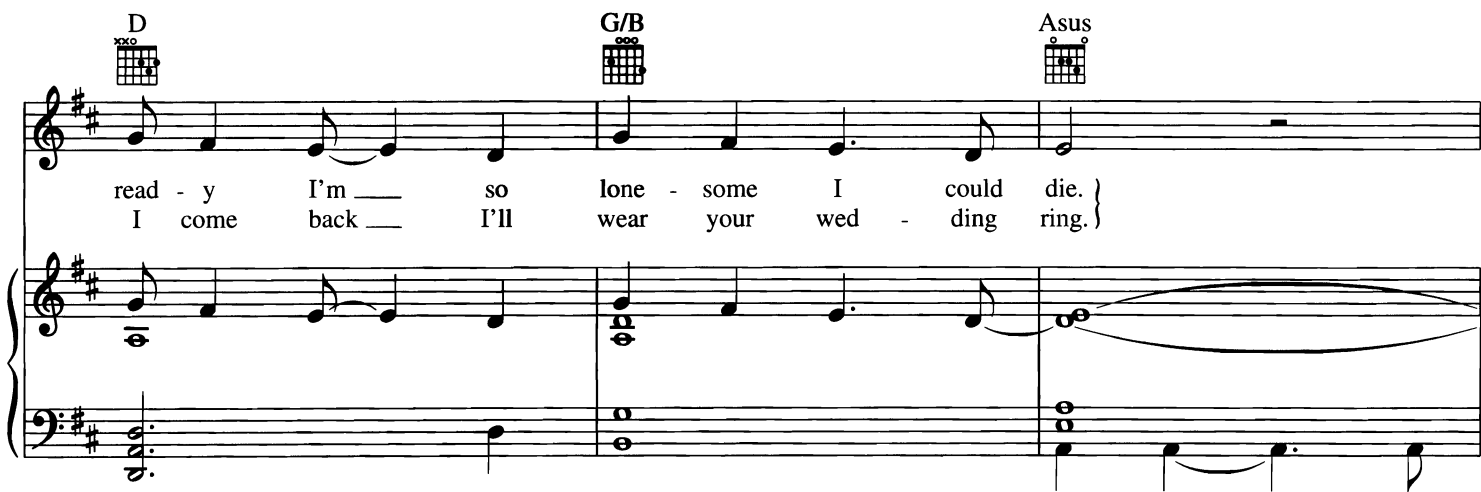





ear - ly morn. The tax - i's wait - in' he's blow - in' his horn. Al -
think of you. Ev - 'ry song I sing, I sing for you. When




D  G/B  Asus 




read - y I'm so lone - some I could die.
I come back I'll wear your wed - ding ring.




A7sus  D  G/D 





So kiss me and smile for me,




D  G/D  D 




tell me that you'll wait for me, hold me like you'll




G/D  G5  3fr A7sus  To Coda 




nev - er let me go. 'Cause I'm




D  G/D  D 




leav - ing on a jet — plane; I don't know when




G/D  D  G/D 




I'll be back — a - gain. Oh, babe, I —




1  3fr  D 

— hate to go. —



G(add2)/D  D5  5fr 

Ah. — There's so



2 G(add2) A7sus D

— hate to go.

Instrumental Solo

Detailed description: This system contains the first two staves of music. The top staff is a vocal line with lyrics "hate to go." and a double bar line. Above it are guitar chord diagrams for G(add2), A7sus, and D. The second staff is a piano accompaniment with treble and bass clefs. The first part of the piano part is under the vocal line, and the second part is an instrumental solo, indicated by the text "Instrumental Solo".

1-3 4 G7/D G7/D D

End Solo And now the time — has

mp

Detailed description: This system contains the third and fourth staves. The top staff has a double bar line followed by the lyrics "And now the time — has". Above it are guitar chord diagrams for G7/D, G7/D, and D. The second staff is a piano accompaniment. The first part is under the double bar line and is labeled "End Solo". The second part is under the lyrics and is marked with the dynamic "mp".

G/D D G/D



come to leave — you. One more — time, oh, let me kiss — you.

Detailed description: This system contains the fifth and sixth staves. The top staff has lyrics "come to leave — you. One more — time, oh, let me kiss — you." Above it are guitar chord diagrams for G/D, D, and G/D. The second staff is a piano accompaniment.


D Em7 G6/9(no3rd)



And close your eyes and I'll — be on — my way.

Detailed description: This system contains the seventh and eighth staves. The top staff has lyrics "And close your eyes and I'll — be on — my way." Above it are guitar chord diagrams for D, Em7, and G6/9(no3rd). The second staff is a piano accompaniment, ending with a long sustained chord in the right hand.


D  G/D 





Dream a - bout the days to come — when




D  G/D  D 





I won't — have to leave a - lone, a - bout the times that




G/D  N.C.  G/B  D/A  D.S. al Coda




I won't have to say — oh,




CODA  D  G/D  D 




leav - ing on a jet — plane; I don't know when




G/D  D  G/D 




I'll be back — a — gain. — Oh, babe, I




G5  3fr A7sus  D 

hate to — go. But I'm leav — ing






G/D  D  G/D  Repeat and fade

on a jet — plane, leav — ing on a jet — plane.



Optional ending

D  G(add2)/D  D5  5fr

Ah.

